

Week  
**12**

# Weekly Wool Market Report

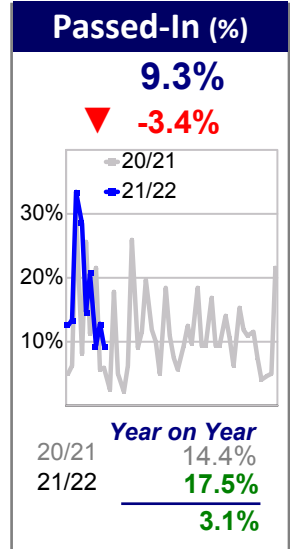
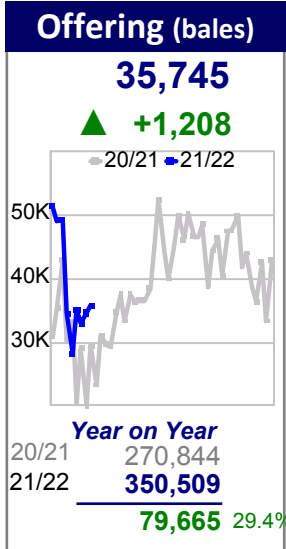
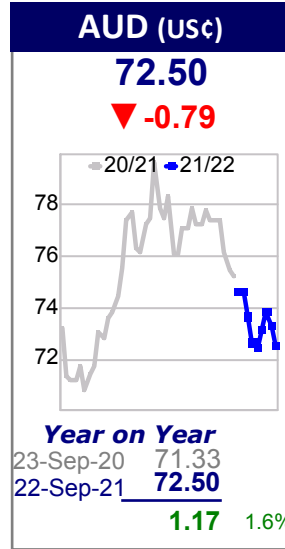
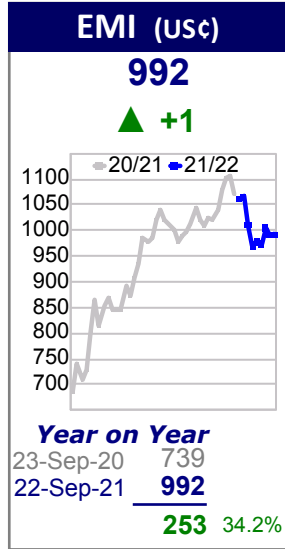
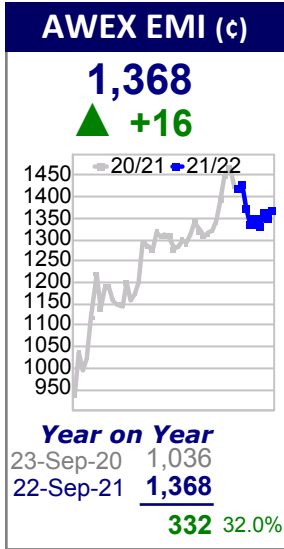
www.awex.com.au

Wednesday, 22 September, 2021

Compared to week 11, Wednesday, 15 September, 2021



we know wool



	North Sydney	South Melbourne	West Fremantle
<b>Ind.</b>	<b>1454 ▲ +13</b>	<b>1311 ▲ +17</b>	<b>1397 ▲ +5</b>
<b>16.5</b>	2664 +35	2679 n +51	
<b>17</b>	2442 +39	2508 +47	
<b>17.5</b>	2248 +36	2330 +60	
<b>18</b>	2043 +21	2093 +5	2023 n +37
<b>18.5</b>	1886 +27	1875 +38	1862 n +34
<b>19</b>	1679 +15	1687 +22	1669 +3
<b>19.5</b>	1533 +25	1529 +30	1526 +13
<b>20</b>	1362 +15	1366 +29	1355 +10
<b>21</b>	1282 n +13	1281 +23	1255 n -5
<b>22</b>		1244 n	
<b>23</b>			
<b>24</b>			
<b>25</b>			
<b>26</b>		788 n -3	
<b>28</b>	442 n -6	448 -7	
<b>30</b>	352 n -3	360 -3	
<b>32</b>		252 n -3	
<b>MC</b>	902 n +21	908 n +26	909 n -10

## AWEX Comment

The Australian wool market has recorded an overall increase this week, on the back of solid demand. At the end of the previous series there was a noticeable strengthening to the market, this stronger buyer sentiment carried into this week. From the outset the prices being achieved were noticeably higher than those achieved at the previous sale, the market quickly found a level and generally traded around these levels all the way to the final hammer. Specialty non-mulesed types came under intense buyer pressure and the prices being achieved for these types was significantly higher than other similar types. By week's end the individual merino fleece Micron Price Guides (MPGs) across the country added between 3 and 60 cents, only the 21.0 micron MPG in the West recorded negative movement (-5 cents). The rises in these MPGs helped to push the AWEX Eastern Market Indicator (EMI) up by 16 cents for the series, the EMI closed at 1,368 cents. Noteworthy in this series was the certification of three specialty 1PP lots. These wools "must exhibit superlative quality, style and soundness and be prepared in the best possible manner". The wool is then assessed by the local 1PP committee to judge whether it makes the grade. Congratulations to KASHMIR/YASS which achieved this recognition with three different lines. The crossbred sector recorded small losses this week, this was reflected in the MPGs which fell by between 3 and 7 cents. These falls prevented the EMI making a larger rise. In the carding sector the North and South had solid increases, in the West the Merino Carding Indicator (MC) fell by 10 cents, bring the three sectors into closer alignment. As shearing ramps up across the country, the amount of wool making its way to market increases. Next week there is 41,652 bales selling in Melbourne, Fremantle and Sydney.

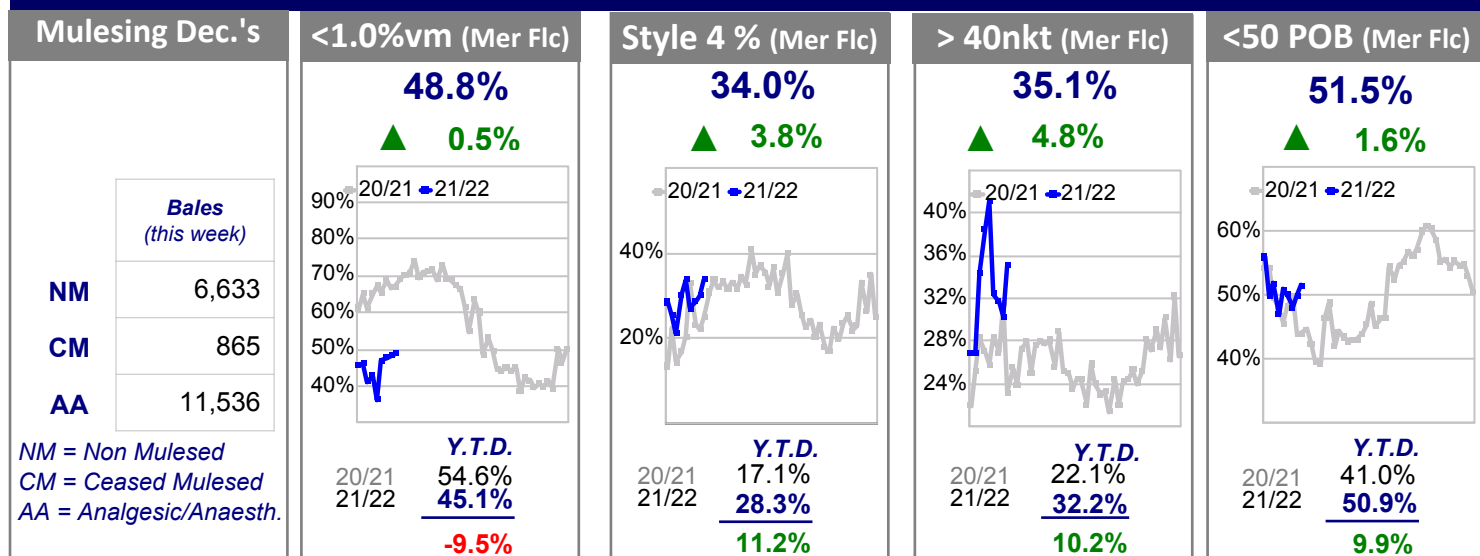


2 year charts (North/South average). Blue line = last 12 months.

Australian Wool Exchange Limited

PO Box 651 North Ryde BC 2113 www.awex.com.au t. (+61 2) 9428 6100  
Unit 12A, 2 Eden Park Drive Macquarie Park NSW 2113 abn. 35 061 495 565 t. (+61 2) 9428 6120

# Offering Analysis



Totals (This Week)							Totals (This Season)						
	Offered	Sold	Sold Prior	PI/NB	Re-off	W'Drwn		Offered	Sold	PI/NB	Re-off	W'Drwn	
<b>North</b>	MFLC 5,757	5,425	0	5.8%	6.6%	4.3%	<b>North</b>	MFLC 63,527	52,898	16.7%	8.4%	6.0%	
	MSKT 2,214	2,078	0	6.1%	7.3%	2.7%		MSKT 22,094	17,942	18.8%	10.7%	4.1%	
	XBFS 1,625	1,285	0	20.9%	15.7%	1.4%		XBFS 16,898	13,623	19.4%	14.8%	5.9%	
	ODDS 1,516	1,189	0	21.6%	4.9%	1.2%		ODDS 14,219	11,104	21.9%	9.0%	2.9%	
	<b>11,112</b>	<b>9,977</b>	<b>0</b>	<b>10.2%</b>	<b>7.8%</b>	<b>3.2%</b>		<b>116,738</b>	<b>95,567</b>	<b>18.1%</b>	<b>9.8%</b>	<b>5.2%</b>	
<b>South</b>	MFLC 10,267	9,552	0	7.0%	9.4%	3.3%	<b>South</b>	MFLC 90,634	75,427	16.8%	8.9%	10.3%	
	MSKT 2,612	2,446	0	6.4%	7.4%	3.9%		MSKT 24,782	21,377	13.7%	8.8%	6.9%	
	XBFS 3,806	3,322	0	12.7%	11.6%	1.4%		XBFS 37,645	32,728	13.1%	10.6%	3.9%	
	ODDS 1,619	1,480	0	8.6%	7.0%	3.5%		ODDS 17,511	15,444	11.8%	8.9%	4.1%	
	<b>18,304</b>	<b>16,800</b>	<b>0</b>	<b>8.2%</b>	<b>9.3%</b>	<b>3.0%</b>		<b>170,572</b>	<b>144,976</b>	<b>15.0%</b>	<b>9.3%</b>	<b>7.8%</b>	
<b>South NZ</b>	NZ-ALL 1,718	1,433	0	16.6%	3.0%	8.4%	<b>South NZ</b>	NZ-ALL 7,850	6,250	20.4%	8.0%	7.2%	
	<b>1,718</b>	<b>1,433</b>	<b>0</b>	<b>16.6%</b>	<b>3.0%</b>	<b>8.4%</b>		<b>7,850</b>	<b>6,250</b>	<b>20.4%</b>	<b>8.0%</b>	<b>7.2%</b>	
<b>West</b>	MFLC 3,170	2,869	0	9.5%	4.4%	7.8%	<b>West</b>	MFLC 39,480	29,124	26.2%	17.3%	8.0%	
	MSKT 663	619	0	6.6%	3.8%	8.2%		MSKT 7,358	5,975	18.8%	10.3%	5.0%	
	XBFS 123	93	0	24.4%	32.5%	14.6%		XBFS 1,832	1,300	29.0%	29.0%	8.5%	
	ODDS 655	614	0	6.3%	4.1%	2.2%		ODDS 6,679	5,966	10.7%	7.2%	2.7%	
	<b>4,611</b>	<b>4,195</b>	<b>0</b>	<b>9.0%</b>	<b>5.0%</b>	<b>7.3%</b>		<b>55,349</b>	<b>42,365</b>	<b>23.5%</b>	<b>15.5%</b>	<b>7.0%</b>	
<b>TOTAL</b>	<b>35,745</b>	<b>32,405</b>	<b>0</b>	<b>9.3%</b>	<b>8.0%</b>	<b>3.9%</b>	<b>TOTAL</b>	<b>350,509</b>	<b>289,158</b>	<b>17.5%</b>	<b>10.4%</b>	<b>6.8%</b>	

PI% & RO% are % of offering. WD% is % of total catalogue.  
Sold Prior is considered Withdrawn

PI% & RO% are % of offering. WD% is % of total catalogue.

MFLC = Merino Fleece.  
MSKT = Merino Pieces & Bellies.  
XBFS = Non-Merino (Crossbred) Fleece, Pieces & Bellies.  
ODDS = Lambs, Locks & Crutchinas (all breeds).

Averages (This Week)						
	Mic.	VM %	Grsy ¢/kg	Lot size	Kg/ bale	Style
<b>North</b>	MFLC 18.76	2.2	1258	5.2	180.5	4.7
	MSKT 18.13	6.8	910	3.9	175.5	5.1
	XBFS 27.35	2.0	308	5.6	170.8	5.0
	ODDS 20.85	3.8	586	5.1	181.4	5.0
	<b>20.13</b>	<b>3.3</b>	<b>965</b>	<b>4.9</b>	<b>178.2</b>	<b>4.9</b>
<b>South</b>	MFLC 19.36	1.4	1119	6.0	183.5	4.7
	MSKT 18.59	6.1	852	4.4	177.3	5.0
	XBFS 28.42	1.1	296	6.5	175.2	4.6
	ODDS 20.51	3.7	559	4.1	175.2	4.6
	NZ-ALL 23.87	0.9	851	7.5	175.7	4.2
	<b>21.41</b>	<b>2.1</b>	<b>867</b>	<b>5.7</b>	<b>179.8</b>	<b>4.6</b>
<b>West</b>	MFLC 19.64	0.7	1020	7.1	181.9	4.8
	MSKT 18.78	3.5	820	4.2	173.6	4.9
	XBFS 25.64	1.6	364	4.9	165.3	5.1
	ODDS 19.79	2.2	662	4.8	173.3	4.8
	<b>19.69</b>	<b>1.3</b>	<b>927</b>	<b>6.0</b>	<b>179.0</b>	<b>4.8</b>
<b>TOTAL</b>	<b>20.80</b>	<b>2.4</b>	<b>905</b>	<b>5.5</b>	<b>179.2</b>	<b>4.7</b>

Averages are weighted by greasy kg. Offered wool only.

Main Buyers (This Week)		
	Bales	Group %
<b>Merino Fleece</b>		
TIANYU	3,107	17.1%
TECHWOOL TRADING	2,356	13.0%
FOX & LILLIE	1,559	8.6%
MODIANO	1,536	8.5%
<b>Crossbred Fleece/Pieces/Bellies</b>		
TECHWOOL TRADING	974	16.8%
PELICAN AUSTRALIA	612	10.5%
UNITED NM	530	9.1%
MELIWA	404	6.9%
<b>Merino Skirtings</b>		
TECHWOOL TRADING	963	18.6%
ENDEAVOUR WOOL EXP.	941	18.1%
MODIANO	492	9.5%
AUST. MERINO EXP.	425	8.2%
<b>Oddments</b>		
MICHELL AUST	572	17.4%
VIC. WOOL PROCESSORS	423	12.9%
UNITED WOOL CO.	385	11.7%
ENDEAVOUR WOOL EXP.	258	7.9%

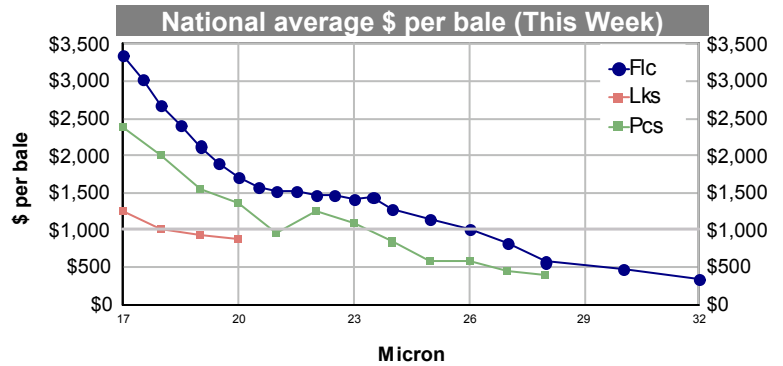
## Foreign Exchange

EUR	0.6184 -0.0024	GBP	0.5310 0.0003	INR	53.501 -0.523	JPY	79.400 -0.930	NZD	1.0332 0.0008	USD	0.7250 -0.0079	ZAR	10.718 -0.785
-----	-------------------	-----	------------------	-----	------------------	-----	------------------	-----	------------------	-----	-------------------	-----	------------------

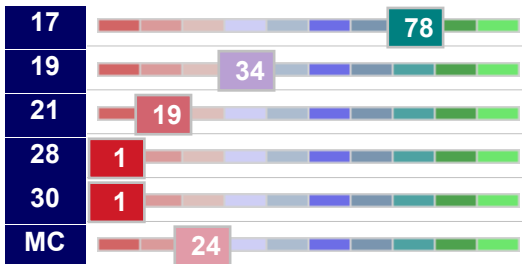
## Woolgrower Returns

	Indicative \$ per head				
	17	19	21	23	28
\$/ Bale @ 185 kg	\$2984	\$2007	\$1524		\$533
\$/Head cut @ 7 kg	\$113	\$76	\$58		\$20
6 kg	\$97	\$65	<b>\$49</b>		\$17
5 kg	\$81	<b>\$54</b>	\$41		<b>\$14</b>
4 kg	<b>\$65</b>	\$43	\$33		\$12

Returns are gross and do not allow for shearing, testing, & selling costs. Assumed yield is 67% Schlumberger Dry.



## MPG Percentile rankings (South - 5 years)



Percentiles rank the current MPG over 5 years. A percentile of 24% means the MPG has been lower 24% of the time (or higher 75% of the time)

## Exports

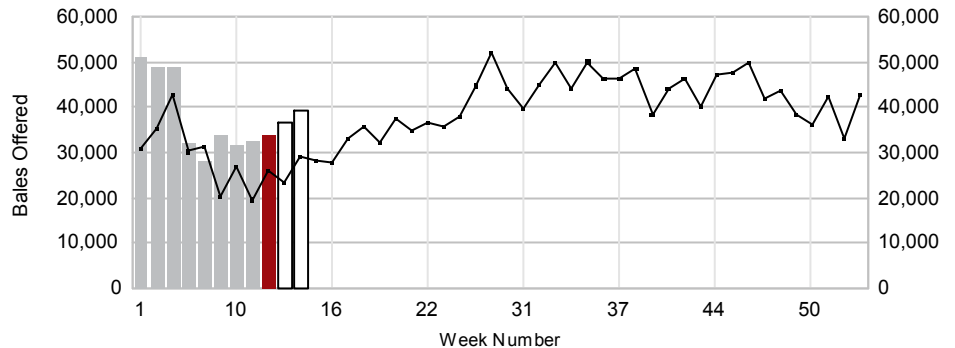
	2019/20	2020/21
China, P.R.	198.6Mkg 78%	251.6Mkg 84%
India	12.6Mkg 5%	10.9Mkg 4%
Czech Republic	7.8Mkg 3%	11.9Mkg 4%
Italy	10.8Mkg 4%	6.0Mkg 2%

Current season is for July to June, prev. season is 12 mths. Contact AWEX for the full version of Monthly Wool Exports

## Future Sales

Sale	Days	Bales
S13/21	W-Th	11,461
<i>S13 is a designated superfine sale</i>		
M13/21	W-Th	22,552
F13/21	W-Th	7,549
<b>Week 13</b>		<b>41,562</b>

## Season on Season Total Offered (Australian Stored)



■ This Week (Estimate) ■ Last Season (Actual) ■ This Season (Actual)  
□ This Season (Forecast) ■ -2 Seasons Ago (Actual)

## Seasonal comparison (Aust sourced wool only)

	Offered (Bales)			
	20	21	Change	
NORTH	80,418	116,738	36,320	45.2%
SOUTH	137,386	170,572	33,186	24.2%
WEST	46,218	55,349	9,131	19.8%
<b>Total</b>	<b>264,022</b>	<b>342,659</b>	<b>78,637</b>	<b>29.8%</b>

	First Hand Offered (Bales)			
	20	21	Change	
NORTH	73,454	105,288	31,834	43.3%
SOUTH	122,855	154,735	31,880	25.9%
WEST	38,299	46,755	8,456	22.1%
<b>Total</b>	<b>234,608</b>	<b>306,778</b>	<b>72,170</b>	<b>30.8%</b>

	Offered (Kg clean)			
	20	21	Change	
NORTH	8.8M	13.5M	4.7M	52.9%
SOUTH	15.5M	19.5M	4.0M	25.7%
WEST	5.0M	6.1M	1.1M	21.0%
<b>Total</b>	<b>29.4M</b>	<b>39.1M</b>	<b>9.7M</b>	<b>33.1%</b>

	First Hand Offered (Kg clean)			
	20	21	Change	
NORTH	8.1M	12.2M	4.1M	51.4%
SOUTH	13.9M	17.8M	3.8M	27.7%
WEST	4.2M	5.1M	985K	23.7%
<b>Total</b>	<b>26.1M</b>	<b>35.1M</b>	<b>9.0M</b>	<b>34.4%</b>

## Turnover (AUD)

<b>This week</b>	<b>\$ 53.69 m</b>
<b>This season</b>	<b>\$ 455.35 m</b>

## Quotes (¢/kg clean)

	Style	Length	Strength	VMB	North		South		West	
					22 - Sep	15 - Sep	22 - Sep	15 - Sep	22 - Sep	15 - Sep
<b>17.0</b>	MF4	90	35	1		2,394	2,436	2,397		
	MF4	80	35	1			2,480	2,381		
	MF5	80	35	1			2,432			
<b>18.0</b>	MF4	90	35	1			2,052			1,978
	MF4	80	35	1					2,034	
	MF5	90	35	1		2,020			1,930	2,015
	MF5	80	35	1		2,035		1,988		
	MP5	70	35	2				1,822		1,809
<b>19.0</b>	MF4	90	35	1				1,680		1,668
	MF4	80	35	1		1,657				
	MF5	90	35	1		1,688		1,665	1,700	1,638
	MF5	80	35	1						1,661
	MP5	70	35	2				1,507		
<b>20.0</b>	MF4	90	35	1				1,335		1,347
	MF5	90	35	1			1,320			1,358
	MF5	80	35	1		1,335				
<b>21.0</b>	MF4	90	35	1			1,295	1,278		
	MF4	80	35	1			1,329			1,261
	MF5	90	35	1					1,270	1,269
	MF5	80	35	1						1,266
<b>26.0</b>	XF5	110	35	1		753				
<b>28.0</b>	XF5	120	35	1		429	429	448	470	
	XF5	110	35	1			437	424	429	
<b>30.0</b>	XF5	120	35	1			368			
	XF5	110	35	1		391	382	359		

MF = Merino Fleece (Schlum. dry yield)  
 XF = Crossbred Fleece (Schlum. dry yield)  
 MP = Merino Pieces (Schlum. dry yield)  
 MZ = Merino Locks (Scoured 17% yield)  
 MC = Merino Crutchings (Scoured 17% yield)