

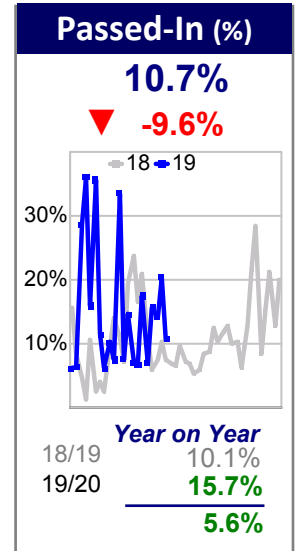
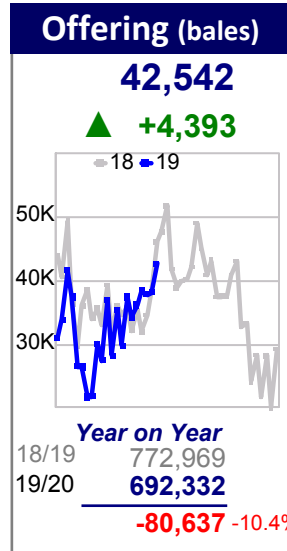
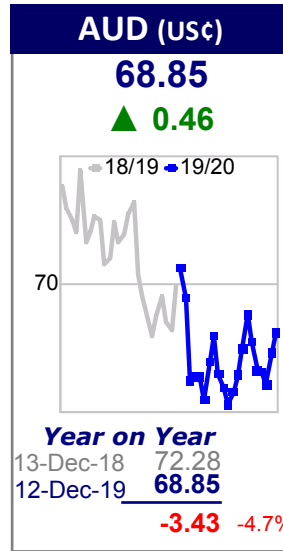
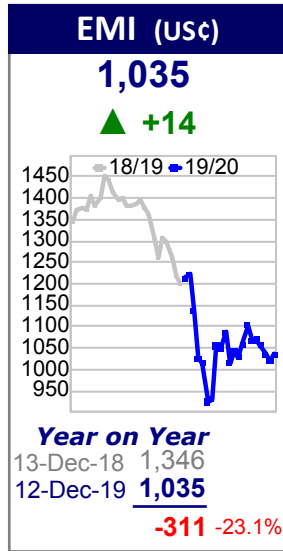
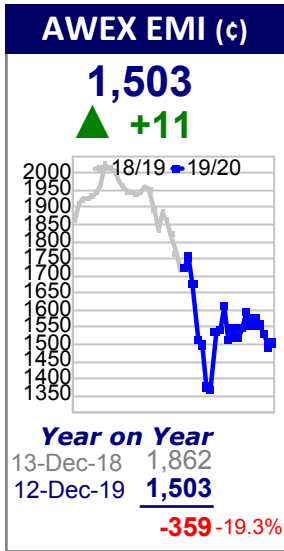
Week
24

Weekly Wool Market Report

www.awex.com.au

Thursday, 12 December, 2019

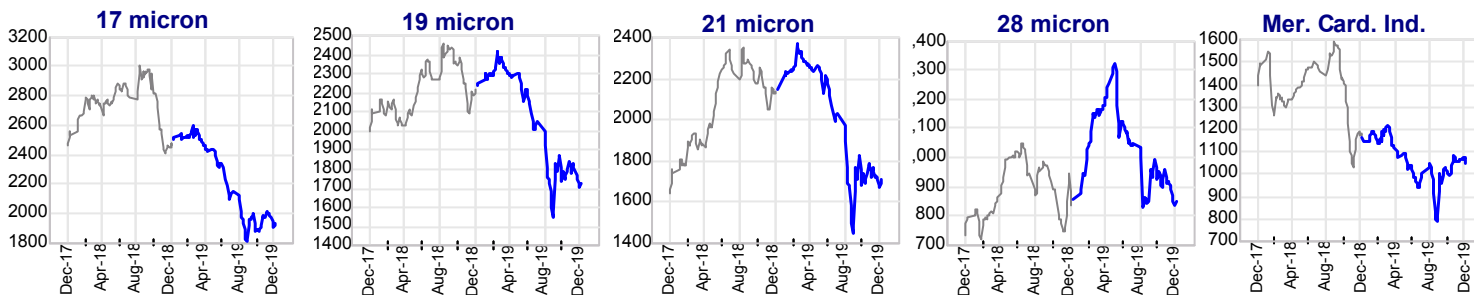
Compared to week 23, Thursday, 5 December, 2019



	North Sydney	South Melbourne	West Fremantle
Ind.	1527 ▲ +3	1488 ▲ +17	1614 ▲ +10
16.5	1997 +10	2009 n +31	
17	1925 +17	1950 +36	
17.5	1865 +12	1882 +21	
18	1815 +7	1815 +17	1772 n +18
18.5	1763 +16	1739 -19	1749 n +11
19	1723 +17	1727 +15	1724 +26
19.5	1709 +20	1712 +18	1706 +18
20	1708 +25	1711 +37	1703 +22
21	1705 n +24	1709 +38	1702 n +19
22		1709 n +45	
23			
24			
25			
26	1120 n -15	1149 +16	
28	840 n +7	854 +19	
30		671 +23	
32		453 n +18	
MC	1040 n -21	1058 n -19	1078 n -16

AWEX Comment

The Australian wool market has managed to reverse the downward trend it was on, recording overall positive movements after three weeks of losses. There is only two selling weeks before the annual Christmas break and many exporters needed this week to complete orders in time for shipment dates. The need to buy wool helped push demand, the result was spirited bidding from the outset, pushing prices higher. All types and descriptions across all merino microns enjoyed the increases, as buyers scrambled hard for quantity whilst available. The individual Micron Price Guides (MPGs) across the country recorded increases of between 7 and 45 cents, with the exception of the Southern 18.5 micron MPG which lost 19 cents. The rises in the MPGs helped to push the AWEX Eastern Market Indicator (EMI) up by 11 cents for the series, which closed the week at 1,503 cents. The national turnover this season passed the one-billion dollar mark, this took seven more sales than the previous season, where the billion dollar amount was reached in Week 16. The skirtings also recorded overall positive movement for the series, generally between 10 and 20 cents. Although the skirtings posted gains for the week, there was a softening on the final day, generally 10 cents clean. In contrast to the previous series, where the oddments were the only sector to record increases, this series the oddments were the worst performing. General losses of between 10 and 25 cents resulted in average losses of 19 cents across the three regional carding indicators. Due to a National Auction Selling Committee (NASC) business rule, that there must be four business days between the final selling day and Christmas Day, next week's auction is selling on Tuesday / Wednesday to accommodate this rule.

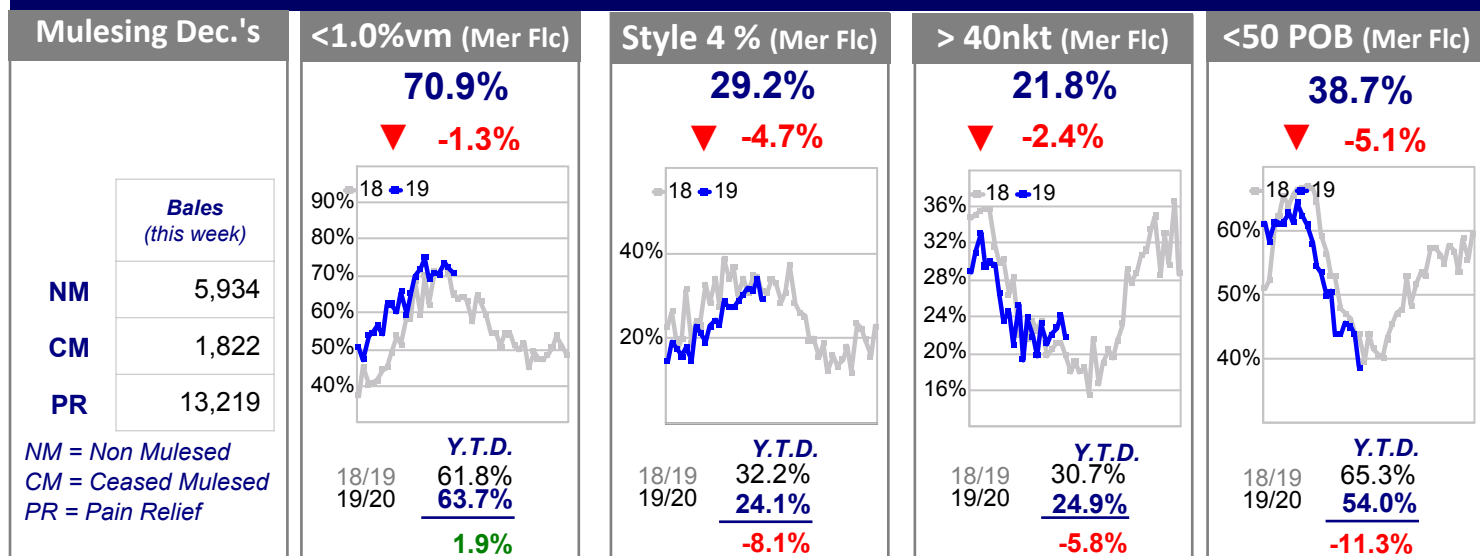


2 year charts (North/South average). Blue line = last 12 months.

Australian Wool Exchange Limited

PO Box 651 North Ryde BC 2113 www.awex.com.au t. (+61 2) 9428 6100
Unit 12A, 2 Eden Park Drive Macquarie Park NSW 2113 abn. 35 061 495 565 t. (+61 2) 9428 6120

Offering Analysis



Totals (This Week)							Totals (This Season)							
	Offered	Sold	Sold Prior	PI/NB	Re-off	W'Drwn		Offered	Sold	PI/NB	Re-off	W'Drwn		
North	MFLC	4,839	4,538	0	6.2%	8.0%	10.9%	North	MFLC	108,856	92,499	15.0%	9.8%	11.1%
	MSKT	1,471	1,326	0	9.9%	7.2%	5.6%		MSKT	32,587	29,515	9.4%	6.0%	7.6%
	XBFS	2,310	2,082	0	9.9%	9.5%	1.2%		XBFS	33,684	29,825	11.5%	7.4%	2.0%
	ODDS	1,157	1,053	0	9.0%	5.9%	4.5%		ODDS	18,840	16,856	10.5%	6.7%	5.0%
		9,777	8,999	0	8.0%	8.0%	7.2%			193,967	168,695	13.0%	8.5%	8.4%
South	MFLC	11,989	10,674	0	11.0%	11.0%	12.1%	South	MFLC	192,552	160,795	16.5%	10.9%	12.9%
	MSKT	2,843	2,635	0	7.3%	4.1%	8.2%		MSKT	46,266	42,442	8.3%	5.1%	8.4%
	XBFS	6,056	5,497	0	9.2%	4.4%	7.2%		XBFS	65,543	57,484	12.3%	7.0%	3.6%
	ODDS	3,224	2,696	0	16.4%	6.0%	3.8%		ODDS	39,715	35,264	11.2%	7.3%	5.2%
		24,112	21,502	0	10.8%	7.9%	9.4%			344,076	295,985	14.0%	8.9%	9.8%
West	MFLC	5,089	4,570	0	10.2%	15.1%	20.6%	South NZ	NZ-ALL	17,505	12,671	27.6%	13.6%	6.8%
	MSKT	1,088	900	0	17.3%	5.3%	10.7%			17,505	12,671	27.6%	13.6%	6.8%
	XBFS	545	434	0	20.4%	6.4%	1.6%	West	MFLC	92,099	68,423	25.7%	17.8%	17.0%
	ODDS	1,931	1,580	0	18.2%	5.6%	5.9%		MSKT	17,334	14,771	14.8%	11.6%	11.8%
		8,653	7,484	0	13.5%	11.2%	15.5%		XBFS	4,459	3,525	20.9%	9.2%	3.5%
TOTAL		42,542	37,985	0	10.7%	8.6%	10.2%		ODDS	22,892	19,664	14.1%	8.9%	5.2%

PI% & RO% are % of offering. WD% is % of total catalogue.
Sold Prior is considered Withdrawn

MFLC = Merino Fleece.
MSKT = Merino Pieces & Bellies.
XBFS = Non-Merino (Crossbred) Fleece, Pieces & Bellies.
ODDS = Lambs, Locks & Crutchings (all breeds).

PI% & RO% are % of offering. WD% is % of total catalogue.

Averages (This Week)							
	Mic.	VM	Grsy	Lot	Kg /	Style	
		%	¢/kg	size	bale		
North	MFLC	18.48	1.1	1130	5.4	181.8	5.0
	MSKT	17.78	3.7	851	3.8	177.0	5.1
	XBFS	27.58	0.9	563	5.3	170.6	5.1
	ODDS	21.01	2.1	568	3.6	170.2	5.0
		20.73	1.6	895	4.8	177.0	5.0
South	MFLC	19.15	1.0	1137	6.1	182.2	4.7
	MSKT	18.38	4.3	842	4.5	177.3	5.0
	XBFS	27.48	0.7	572	5.8	171.7	4.6
	ODDS	21.01	1.9	608	4.6	174.4	4.7
		21.32	1.4	896	5.6	178.0	4.7
West	MFLC	18.98	1.0	1136	7.1	178.8	4.9
	MSKT	18.53	4.2	772	5.2	174.4	5.2
	XBFS	26.25	1.0	596	5.1	164.2	5.1
	ODDS	19.78	1.9	661	5.2	172.1	5.0
		19.52	1.6	955	6.2	175.8	5.0
TOTAL		20.82	1.5	908	5.5	177.3	4.8

Averages are weighted by greasy kg. Offered wool only.

Main Buyers (This Week)		
	Bales	Group %
Merino Fleece		
TECHWOOL TRADING	3,204	16.2%
FOX & LILLIE	2,509	12.7%
PJ MORRIS	2,404	12.2%
TIANYU	2,166	10.9%
Crossbred Fleece/Pieces/Bellies		
MODIANO	1,435	17.9%
TECHWOOL TRADING	1,261	15.7%
ENDEAVOUR WOOL EXP.	989	12.3%
PELICAN AUSTRALIA	726	9.1%
Oddments		
MICHELL P/L	1,089	20.4%
VIC. WOOL PROCESSORS	781	14.7%
TECHWOOL TRADING	473	8.9%
SWAN WOOL PROCESSORS	458	8.6%
Merino Skirtings		
TECHWOOL TRADING	1,016	20.9%
ENDEAVOUR WOOL EXP.	845	17.4%
TIANYU	801	16.5%
AUST. MERINO EXP.	605	12.4%

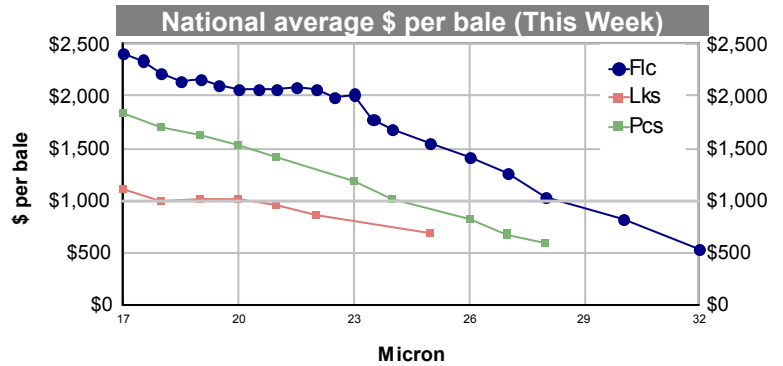
Foreign Exchange

EUR 0.6179 0.0009	GBP 0.5208 -0.0006	INR 48.664 -0.266	JPY 74.750 0.300	NZD 1.0456 0.0003	USD 0.6885 0.0046	ZAR 10.099 0.120
-------------------------	--------------------------	-------------------------	------------------------	-------------------------	-------------------------	------------------------

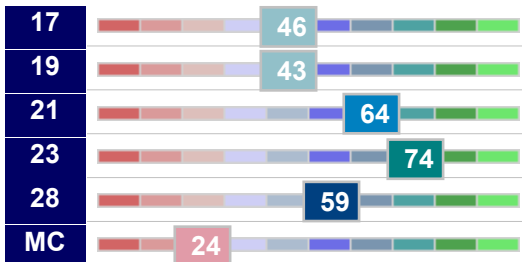
Woolgrower Returns

	Indicative \$ per head				
	17	19	21	23	28
\$/ Bale @ 185 kg	\$2320	\$2055	\$2034		\$1016
\$/Head cut @ 7 kg	\$88	\$78	\$77		\$38
6 kg	\$75	\$67	\$66		\$33
5 kg	\$63	\$56	\$55		\$27
4 kg	\$50	\$44	\$44		\$22

Returns are gross and do not allow for shearing, testing, & selling costs. Assumed yield is 67% Schlumberger Dry.



MPG Percentile rankings (South - 5 years)



Percentiles rank the current MPG over 5 years. A percentile of 24% means the MPG has been lower 24% of the time (or higher 75% of the time)

Exports

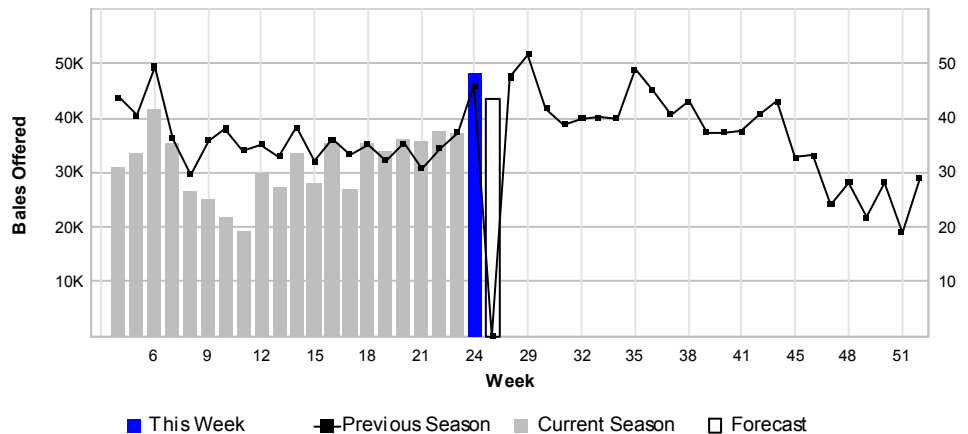
	2018/19	2019/20
China, P.R.	225.3Mkg 75%	34.5Mkg 71%
India	17.3Mkg 6%	2.7Mkg 5%
Italy	14.6Mkg 5%	3.9Mkg 8%
Korea, Rep.	12.7Mkg 4%	2.0Mkg 4%

Current season is for July to September, prev. season is 12 mths. Contact AWEX for the full version of Monthly Wool Exports

Future Sales

Season on season total offered (Australian Stored)

	Bales	Days
Week 25	39,430	
S25/19	10,400	T-W
M25/19	20,468	T-W
F25/19	8,562	T-W
Week 26	RECESS	
Week 27	RECESS	
Week 28	RECESS	



Seasonal comparison (Aust sourced wool only)

	Offered (Bales)			Change
	18	19	Change	
NORTH	222,771	193,967	-28,804	-12.9%
SOUTH	401,816	344,076	-57,740	-14.4%
WEST	142,696	136,784	-5,912	-4.1%
Total	767,283	674,827	-92,456	-12.0%

	Offered (Kg clean)			Change
	18	19	Change	
NORTH	24.9M	21.4M	-3.5M	-14.2%
SOUTH	45.8M	38.8M	-7.0M	-15.4%
WEST	15.8M	15.1M	-0.7M	-4.3%
Total	86.6M	75.3M	-11.3M	-13.0%

	First Hand Offered (Bales)			Change
	18	19	Change	
NORTH	212,623	177,553	-35,070	-16.5%
SOUTH	381,072	313,310	-67,762	-17.8%
WEST	130,563	115,975	-14,588	-11.2%
Total	724,258	606,838	-117,420	-16.2%

	First Hand Offered (Kg clean)			Change
	18	19	Change	
NORTH	23.8M	19.6M	-4.2M	-17.8%
SOUTH	43.5M	35.3M	-8.2M	-18.8%
WEST	14.4M	12.8M	-1.7M	-11.6%
Total	81.8M	67.7M	-14.1M	-17.2%

Turnover (AUD)

This week
\$ 61.89 m
This season
\$ 1,007.36 m

Quotes (¢/kg clean)

	Style	Length	Strength	VMB	North		South		West	
					12 - Dec	5 - Dec	12 - Dec	5 - Dec	12 - Dec	5 - Dec
17.0	MF4	90	35	1	1,889	1,940	1,937			
	MF4	80	35	1	1,920	1,900	1,970	1,900		1,814
	MF5	90	35	1			1,859			
	MF5	80	35	1	1,900	1,880	1,855	1,855		
	MP5	70	35	2	1,664	1,776				
18.0	MF4	90	35	1	1,810	1,800	1,800	1,765	1,755	1,740
	MF4	80	35	1	1,790	1,790	1,785	1,725	1,750	1,735
	MF5	90	35	1	1,780		1,816		1,771	
	MF5	80	35	1	1,770	1,750	1,760	1,710	1,740	1,725
	MP5	70	35	2	1,630	1,650			1,593	
19.0	MF4	90	35	1	1,735	1,720	1,745	1,730	1,730	1,705
	MF4	80	35	1	1,725	1,710	1,743	1,720	1,725	1,700
	MF5	90	35	1	1,715	1,690	1,730	1,700	1,715	1,690
	MF5	80	35	1	1,705	1,680	1,700	1,690	1,715	1,690
20.0	MF4	90	35	1	1,715	1,690	1,725	1,690	1,700	1,680
	MF4	80	35	1	1,710	1,685	1,715	1,675	1,700	1,680
	MF5	90	35	1	1,700	1,675	1,700	1,660	1,700	1,675
	MF5	80	35	1	1,695	1,670	1,695	1,650	1,700	1,675
	MZ5			2	945	975	960	965	930	935
21.0	MF4	90	35	1	1,720	1,695	1,740	1,690	1,705	1,690
	MF4	80	35	1	1,715	1,690	1,735	1,685	1,705	1,690
	MF5	90	35	1	1,695	1,670	1,695	1,660	1,700	1,675
	MF5	80	35	1	1,690	1,665	1,675	1,650	1,700	1,670
	MC5			2						946
	MZ5			2			915	940		
22.0	MF4	90	35	1	2,042	2,042	1,720	1,668	2,245	2,245
	MF5	100	35	1	1,709	1,709	1,710	1,665	1,742	1,742
	MZ5			2				906		
	MF4	100	35	1	2,270	2,270	1,725	1,670	2,250	2,250
23.0	MF4	90	35	1	2,290	2,290	1,700	1,680	1,669	1,669
	MF5	100	40	1	2,165	2,165	1,690	1,670	1,542	1,542
	MF5	100	35	1	1,598	1,598	1,670	1,650	2,289	2,289
	MF5	90	35	1	2,280	2,280	1,660	1,640	2,245	2,245
24.0	MF5	100	35	1	2,090	2,090	1,468	1,448		
	MF5	90	35	1	1,536	1,536	1,465	1,445		
	MF4	100	35	1	2,191	2,191	1,480	1,460		
25.0	XF5	100	35	1	1,246	1,255	1,230	1,220		
26.0	XF5	110	35	1	1,125	1,140	1,155	1,135		
28.0	XF5	120	35	1	855	845	870	850		
	XF5	110	35	1	835	828	848	830		
30.0	XF5	120	35	1	660	650	695	675		
	XF5	110	35	1	640	630	665	640		

MF = Merino Fleece (Schlum. dry yield)
 XF = Crossbred Fleece (Schlum. dry yield)
 MP = Merino Pieces (Schlum. dry yield)
 MZ = Merino Locks (Scoured 17% yield)
 MC = Merino Crutchings (Scoured 17% yield)