

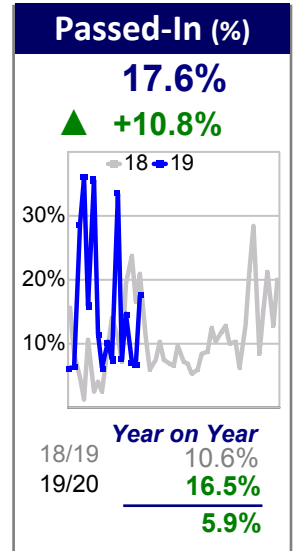
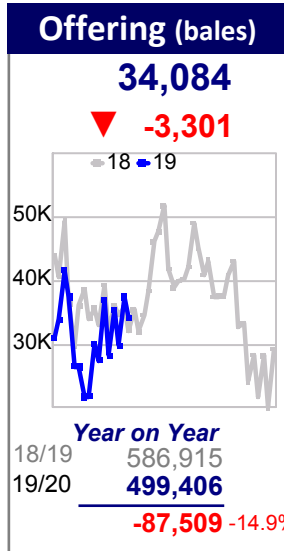
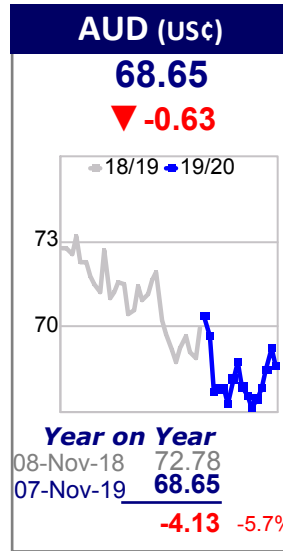
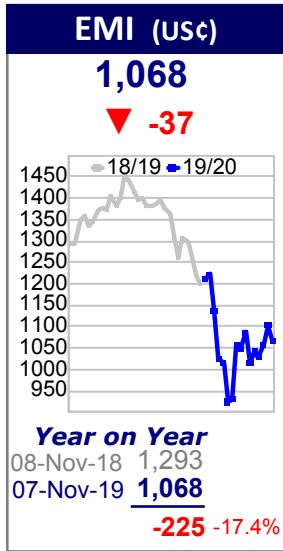
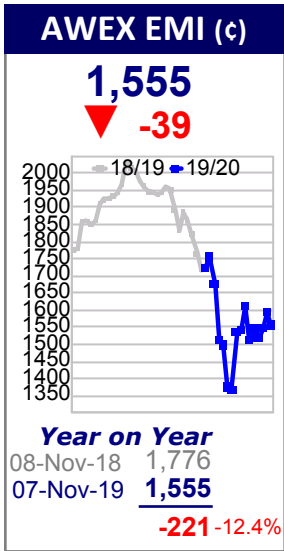
Week  
**19**

# Weekly Wool Market Report

www.awex.com.au

Thursday, 7 November, 2019

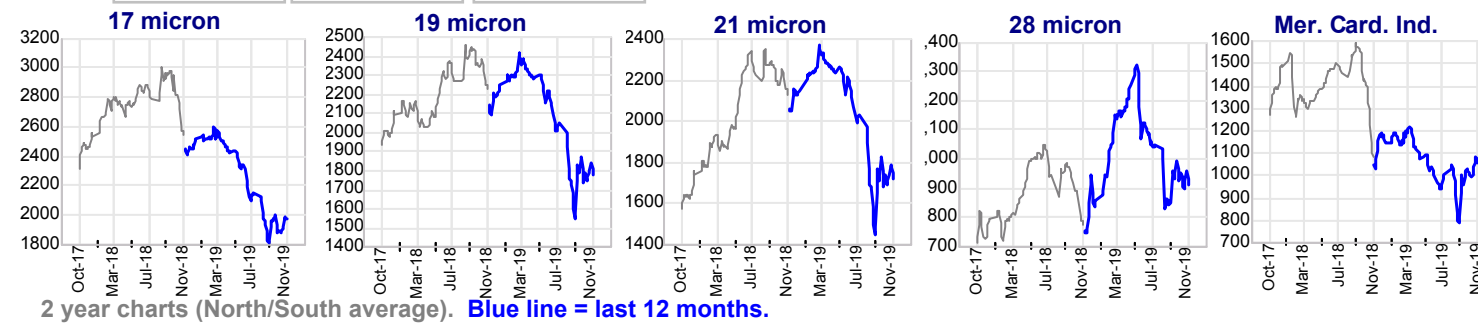
Compared to week 18, Thursday, 31 October, 2019



	North Sydney	South Melbourne	West Fremantle
<b>Ind.</b>	<b>1583 ▼-43</b>	<b>1534 ▼-33</b>	<b>1662 ▼-25</b>
<b>16.5</b>	2037 -3	2009 n -35	
<b>17</b>	1978 -14	1967 -4	
<b>17.5</b>	1927 -23	1904 -43	
<b>18</b>	1875 -53	1858 -54	1857 n -16
<b>18.5</b>	1837 -45	1824 -49	1842 n -17
<b>19</b>	1776 -72	1788 -56	1807 -21
<b>19.5</b>	1747 -81	1764 -57	1786 -22
<b>20</b>	1725 -75	1728 -56	1746 -26
<b>21</b>	1713 n	1726 -56	1719 n -32
<b>22</b>			
<b>23</b>			
<b>24</b>			
<b>25</b>			
<b>26</b>	1204 n -29	1205 -33	
<b>28</b>	919 n -40	910 -49	
<b>30</b>	693 n -40	728 n -27	
<b>32</b>			
<b>MC</b>	1055 n -31	1064 n -12	1063 n -43

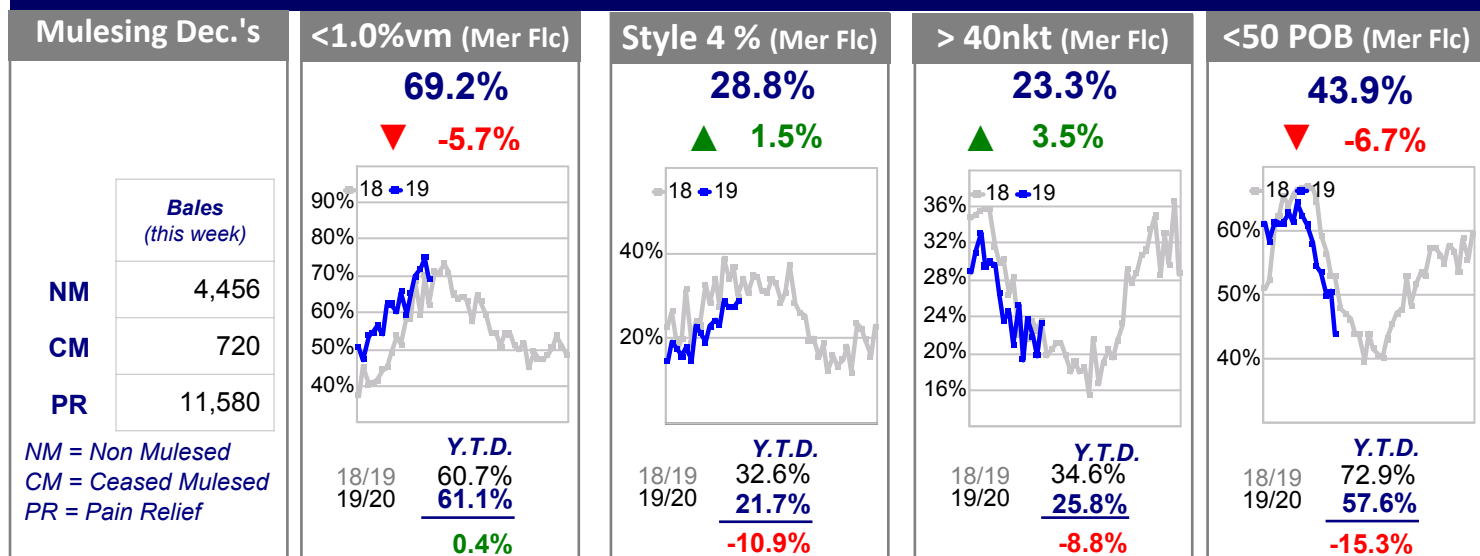
## AWEX Comment

The Australian wool market has continued its rollercoaster ride, after rising for two consecutive weeks, this series the market returned to moderate falls. Selling last on the final day of the previous series, the Fremantle region recorded losses, as a noticeably softer tone became evident. This softer tone continued into this week, resulting in price reductions from the opening hammer in the Eastern markets. The medium microns were the hardest hit, by day's end the individual Micron Price Guides (MPGs) for 19.0 micron and coarser fell by 28 to 45 cents across all three centres. On the back of these losses the AWEX Eastern Market Indicator (EMI) fell by 24 cents for the day. The market continued to track downward on the second day of selling. The individual MPGs generally fell by a further 12 to 17 cents in the South and 20 to 50 cents in the North, pushing the EMI down by another 15 cents. The EMI lost a total of 39 cents for the week, closing at 1,555 cents. Worth noting, in an inverse pattern to the previous sale, the Fremantle region selling last, managed small price increases for the final day, generally between 5 and 10 cents, setting a positive tone for the following week. The price reductions have again been met with seller resistance. The national passed in rate was 17.6%, an increase of 10.8% when compared to the previous series. The crossbred sector also lost ground this series. The lack of buyer support for the poorly prepared lines, contributed to the MPGs for 26.0 through to 30.0 micron falling by 27 to 49 cents. The three Merino Carding (MC) indicators fell by an average of 29 cents. These losses were mainly driven the 40 to 50 cent reduction in the price of locks. Next week's national offering is 38,497 bales with selling in Sydney, Melbourne and Fremantle.



Australian Wool Exchange Limited

# Offering Analysis



Totals (This Week)							Totals (This Season)					
	Offered	Sold	Sold Prior	PI/NB	Re-off	W'Drwn		Offered	Sold	PI/NB	Re-off	W'Drwn
<b>North</b>	MFLC 5,089	4,459	0	12.4%	13.2%	9.6%	<b>North</b>	MFLC 82,703	69,374	16.1%	10.4%	12.4%
	MSKT 1,489	1,376	0	7.6%	7.7%	4.4%		MSKT 24,954	22,363	10.4%	6.1%	8.6%
	XBFS 1,730	1,525	0	11.8%	5.2%	0.9%		XBFS 23,279	20,684	11.1%	7.6%	2.3%
	ODDS 1,024	924	0	9.8%	6.6%	1.7%		ODDS 13,495	12,063	10.6%	7.2%	5.6%
	<b>9,332</b>	<b>8,284</b>	<b>0</b>	<b>11.2%</b>	<b>10.1%</b>	<b>6.5%</b>		<b>144,431</b>	<b>124,484</b>	<b>13.8%</b>	<b>8.9%</b>	<b>9.6%</b>
<b>South</b>	MFLC 9,064	7,081	0	21.9%	6.9%	9.8%	<b>South</b>	MFLC 141,641	116,983	17.4%	11.1%	14.0%
	MSKT 2,084	1,960	0	6.0%	2.6%	6.4%		MSKT 33,927	30,994	8.6%	5.6%	9.4%
	XBFS 3,655	3,097	0	15.3%	3.9%	0.9%		XBFS 40,909	35,859	12.3%	7.8%	3.6%
	ODDS 1,985	1,780	0	10.3%	4.5%	2.3%		ODDS 25,917	23,054	11.0%	8.2%	5.4%
	<b>16,788</b>	<b>13,918</b>	<b>0</b>	<b>17.1%</b>	<b>5.4%</b>	<b>6.7%</b>		<b>242,394</b>	<b>206,890</b>	<b>14.6%</b>	<b>9.4%</b>	<b>10.9%</b>
<b>West</b>	MFLC 4,663	3,409	0	26.9%	16.7%	15.7%	<b>South NZ</b>	NZ-ALL 13,968	10,171	27.2%	10.4%	7.2%
	MSKT 1,024	801	0	21.8%	7.6%	13.1%		<b>13,968</b>	<b>10,171</b>	<b>27.2%</b>	<b>10.4%</b>	<b>7.2%</b>
	XBFS 229	165	0	27.9%	4.4%	7.7%	<b>West</b>	MFLC 69,217	50,680	26.8%	18.9%	18.3%
	ODDS 2,048	1,535	0	25.0%	7.1%	4.0%		MSKT 12,690	10,765	15.2%	13.1%	12.4%
	<b>7,964</b>	<b>5,910</b>	<b>0</b>	<b>25.8%</b>	<b>12.7%</b>	<b>12.4%</b>		XBFS 2,868	2,301	19.8%	10.0%	4.2%
<b>TOTAL</b>	<b>34,084</b>	<b>28,112</b>	<b>0</b>	<b>17.5%</b>	<b>8.4%</b>	<b>8.1%</b>		ODDS 13,838	11,728	15.2%	9.4%	5.1%
							<b>TOTAL</b>	<b>98,613</b>	<b>75,474</b>	<b>23.5%</b>	<b>16.6%</b>	<b>15.6%</b>

PI% & RO% are % of offering. WD% is % of total catalogue.  
Sold Prior is considered Withdrawn

MFLC = Merino Fleece.  
MSKT = Merino Pieces & Bellies.  
XBFS = Non-Merino (Crossbred) Fleece, Pieces & Bellies.  
ODDS = Lambs, Locks & Crutchings (all breeds).

PI% & RO% are % of offering. WD% is % of total catalogue.

Averages (This Week)						
	Mic.	VM	Grsy	Lot	Kg /	Style
		%	¢/kg	size	bale	
<b>North</b>	MFLC 18.20	1.3	1221	5.3	180.5	4.9
	MSKT 17.53	4.2	903	3.3	174.9	5.1
	XBFS 26.97	1.1	647	4.8	170.3	5.1
	ODDS 20.57	2.7	608	3.3	173.5	4.9
	<b>19.91</b>	<b>1.9</b>	<b>1002</b>	<b>4.5</b>	<b>176.9</b>	<b>4.9</b>
<b>South</b>	MFLC 19.41	0.9	1166	5.7	182.0	4.7
	MSKT 18.61	4.3	849	4.0	176.3	5.1
	XBFS 27.29	0.7	641	5.6	171.5	4.6
	ODDS 20.07	2.0	661	4.0	175.3	4.7
	<b>21.04</b>	<b>1.4</b>	<b>959</b>	<b>5.1</b>	<b>178.2</b>	<b>4.7</b>
<b>West</b>	MFLC 18.74	0.9	1179	6.8	180.1	5.0
	MSKT 18.20	4.4	833	4.7	174.9	5.2
	XBFS 25.88	0.8	639	4.3	165.3	5.0
	ODDS 19.12	1.6	718	4.8	174.0	5.0
	<b>18.96</b>	<b>1.5</b>	<b>1005</b>	<b>5.7</b>	<b>177.4</b>	<b>5.0</b>
<b>TOTAL</b>	<b>20.25</b>	<b>1.6</b>	<b>981</b>	<b>5.1</b>	<b>177.7</b>	<b>4.8</b>

Averages are weighted by greasy kg. Offered wool only.

Main Buyers (This Week)		
	Bales	Group %
<b>Merino Fleece</b>		
TECHWOOL TRADING	2,717	18.2%
PJ MORRIS	1,568	10.5%
TIANYU	1,498	10.0%
KATHAYTEX	1,176	7.9%
<b>Crossbred Fleece/Pieces/Bellies</b>		
ENDEAVOUR WOOL EXP.	746	15.7%
TECHWOOL TRADING	467	9.8%
MODIANO	456	9.6%
PELICAN AUSTRALIA	455	9.6%
<b>Oddments</b>		
MICHELL P/L	779	18.4%
SWAN WOOL PROCESSORS	513	12.1%
ENDEAVOUR WOOL EXP.	420	9.9%
VIC. WOOL PROCESSORS	376	8.9%
<b>Merino Skirtings</b>		
AUST. MERINO EXP.	776	18.8%
TECHWOOL TRADING	759	18.4%
TIANYU	549	13.3%
ENDEAVOUR WOOL EXP.	351	8.5%

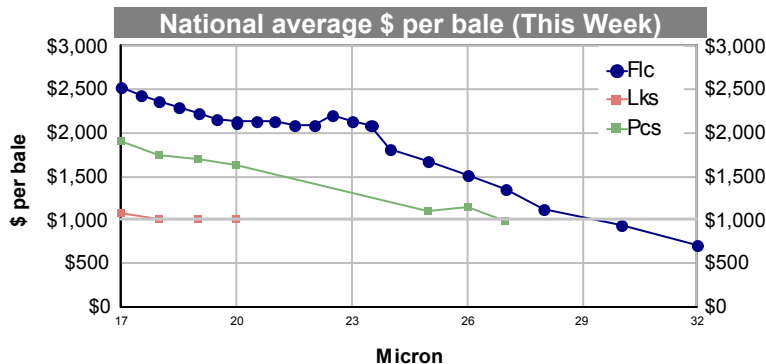
## Foreign Exchange

EUR  0.6208 ▲ 0.0005	GBP  0.5345 ▼ -0.0012	INR  48.795 ▼ -0.247	JPY  74.600 ▼ -0.660	NZD  1.0814 ▲ 0.0040	USD  0.6865 ▼ -0.0063	ZAR  10.189 ▼ -0.178
-------------------------	--------------------------	-------------------------	-------------------------	-------------------------	--------------------------	-------------------------

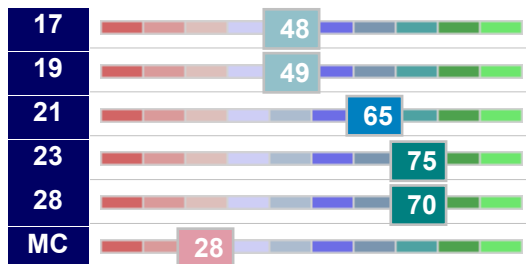
## Woolgrower Returns

	Indicative \$ per head				
	17	19	21	23	28
\$/ Bale @ 185 kg	\$2341	\$2128	\$2054		\$1083
\$/Head cut @ 7 kg	\$89	\$81	\$78		\$41
6 kg	\$76	\$69	<b>\$67</b>		\$35
5 kg	\$63	<b>\$58</b>	\$56		<b>\$29</b>
4 kg	<b>\$51</b>	\$46	\$44		\$23

Returns are gross and do not allow for shearing, testing, & selling costs. Assumed yield is 67% Schlumberger Dry.



## MPG Percentile rankings (South - 5 years)




Percentiles rank the current MPG over 5 years. A percentile of 28% means the MPG has been lower 27% of the time (or higher 71% of the time)

## Exports

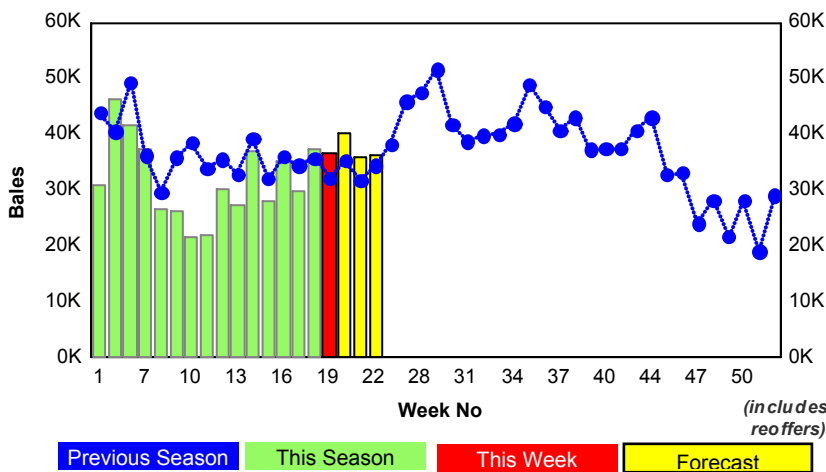
	2018/19	2019/20
<b>China, P.R.</b>	225.3Mkg 75%	16.1Mkg 73%
<b>India</b>	17.3Mkg 6%	1.0Mkg 4%
<b>Italy</b>	14.6Mkg 5%	1.8Mkg 8%
<b>Korea, Rep.</b>	12.7Mkg 4%	0.8Mkg 4%

Current season is for July to July, prev. season is 12 mths. Contact AWEX for the full version of Monthly Wool Exports

## Future Sales



## National Offering History



## Seasonal comparison (Aust sourced wool only)

Offered (Bales)			
	18	19	Change
NORTH	174,831	144,431	-30,400
SOUTH	305,981	242,394	-63,587
WEST	102,450	98,613	-3,837
<b>Total</b>	<b>583,262</b>	<b>485,438</b>	<b>-97,824</b>

First Hand Offered (Bales)			
	18	19	Change
NORTH	167,538	131,542	-35,996
SOUTH	292,682	219,498	-73,184
WEST	94,675	82,284	-12,391
<b>Total</b>	<b>554,895</b>	<b>433,324</b>	<b>-121,571</b>

Offered (Kg clean)			
	18	19	Change
NORTH	19.6M	15.9M	-3.7M
SOUTH	34.7M	27.1M	-7.6M
WEST	11.3M	10.9M	-0.5M
<b>Total</b>	<b>65.6M</b>	<b>53.9M</b>	<b>-11.7M</b>

First Hand Offered (Kg clean)			
	18	19	Change
NORTH	18.8M	14.5M	-4.3M
SOUTH	33.2M	24.6M	-8.7M
WEST	10.4M	9.0M	-1.4M
<b>Total</b>	<b>62.5M</b>	<b>48.1M</b>	<b>-14.4M</b>

## Turnover (AUD)

This week	\$ 48.84 m
This season	\$ 726.90 m

## Quotes (¢/kg clean)

	Style	Length	Strength	VMB	North		South		West	
					7 - Nov	31 - Oct	7 - Nov	31 - Oct	7 - Nov	31 - Oct
<b>17.0</b>	MF4	90	35	1	1,933	1,992	1,858	1,980		
	MF4	80	35	1	1,970	1,980	1,960	1,940		
	MF5	90	35	1	1,882	2,015	1,950			
	MF5	80	35	1	1,950	1,950	1,910	1,925	1,892	1,962
	MP5	70	35	2	1,772					
<b>18.0</b>	MF4	90	35	1	1,860	1,910	1,850	1,900	1,845	1,860
	MF4	80	35	1	1,850	1,905	1,840	1,885	1,840	1,855
	MF5	90	35	1	1,855		1,875	1,917		1,927
	MF5	80	35	1	1,840	1,900	1,810	1,870	1,835	1,855
	MP5	70	35	2	1,710	1,720		1,722	1,672	1,720
<b>19.0</b>	MF4	90	35	1	1,785	1,855	1,800	1,860	1,815	1,835
	MF4	80	35	1	1,780	1,850	1,790	1,850	1,810	1,830
	MF5	90	35	1	1,770	1,840	1,760	1,840	1,800	1,820
	MF5	80	35	1	1,765	1,835	1,755	1,835	1,800	1,820
	MP5	70	35	2			1,604	1,637		
<b>20.0</b>	MF4	90	35	1	1,735	1,805	1,730	1,795	1,745	1,770
	MF4	80	35	1	1,730	1,800	1,725	1,780	1,745	1,770
	MF5	90	35	1	1,715	1,790	1,725	1,775	1,740	1,765
	MF5	80	35	1	1,710	1,785	1,720	1,770	1,740	1,765
	MZ5			2	990	1,020	975	995	880	940
<b>21.0</b>	MF4	90	35	1	1,725	1,795	1,745	1,795	1,725	1,760
	MF4	80	35	1	1,720	1,790	1,740	1,790	1,720	1,755
	MF5	90	35	1	1,705	1,775	1,720	1,775	1,710	1,745
	MF5	80	35	1	1,700	1,770	1,710	1,770	1,710	1,745
	MC5			2						1,213
	MZ5			2		1,000	980	975		
<b>22.0</b>	MF4	90	35	1	2,042	2,042	1,755	1,800	2,245	2,245
	MF5	100	35	1	1,639	1,639	1,740	1,790	1,742	1,742
	MF4	100	35	1	2,270	2,270	1,765	1,805	2,250	2,250
<b>23.0</b>	MF4	90	35	1	2,290	2,290	1,730	1,745	1,669	1,669
	MF5	100	40	1	2,165	2,165	1,725	1,740	1,542	1,542
	MF5	100	35	1	2,113	2,113	1,715	1,730	2,289	2,289
	MF5	90	35	1	2,280	2,280	1,710	1,725	2,245	2,245
<b>24.0</b>	MF5	100	35	1	2,090	2,090	1,610	1,630		
	MF5	90	35	1	2,070	2,070	1,590	1,610		
	MF4	100	35	1	2,191	2,191	1,645	1,665		
<b>25.0</b>	XF5	100	35	1	1,310	1,323	1,340	1,355	1,268	
<b>26.0</b>	XF5	110	35	1	1,205	1,235	1,210	1,240		
<b>28.0</b>	XF5	120	35	1	930	970	945	970		
	XF5	110	35	1	915	955	893	953		
<b>30.0</b>	XF5	120	35	1	710	750	755	770		
	XF5	110	35	1	688	725	713	748		

MF = Merino Fleece (Schlum. dry yield)  
 XF = Crossbred Fleece (Schlum. dry yield)  
 MP = Merino Pieces (Schlum. dry yield)  
 MZ = Merino Locks (Scoured 17% yield)  
 MC = Merino Crutchings (Scoured 17% yield)